




CALFRESH FOR COLLEGE STUDENTS

Are you a college student interested in applying for CalFresh? Check out our step by step guide on the CalFresh Application!



1. FIND OUT IF YOU'RE ELIGIBLE


In order to qualify for CalFresh, you have to meet a student exemption and be under the monthly income limit.

You can find a list of student exemptions on our CalFresh Eligibility Guide or using our Student Eligibility Flowchart. If you're not sure, reach out to your college's CalFresh team or reach out to us at calfresh@sdhunger.org.

2. FILL OUT THE CALFRESH APPLICATION

You can fill out the CalFresh Application on the Get CalFresh Website or BenefitsCal.

We recommend reaching out to your school's basic needs center to see if they can connect you with application assistance.



3. SUBMIT ALL REQUIRED DOCUMENTS

Commonly required student documents include:

- meal plan (if living on campus)
- financial aid award letter
- current class schedule

Try to submit all documents with your initial application, and make sure all documents have your full name clearly shown. If you need to submit additional documents, you can go to LaterDocs to do so.

4. FOLLOW UP ON COUNTY MAIL


Sometimes, additional documentation is required to process your CalFresh Application.

The county will send you mail detailing any forms or documentation required. Some of these forms may need to be filled out by your college registrar or financial aid office.



CALFRESH FOR COLLEGE STUDENTS

CONTINUED



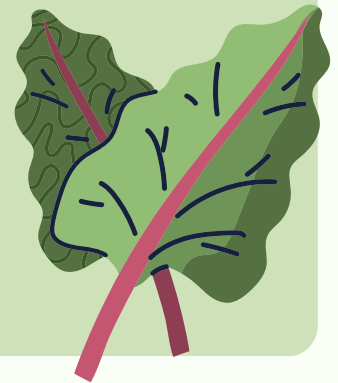
5. RENEW AND RECERTIFY WHEN REQUIRED

After an approval, you'll be required to renew your benefits in order to continue receiving them.

6 months after your initial application, you'll be asked to submit the SAR-7. You'll be mailed a copy of this form, but you can fill it out virtually on [GetCalFresh](#).

1 year after your initial application, you'll be required to re-certify by filling out the [recertification form](#).

You'll need to report any changes that have occurred, such as address and income changes.



USEFUL THINGS TO KNOW AFTER A CALFRESH APPROVAL

- You can check your EBT card balance by going to ebt.ca.gov.
- Some college markets accept EBT! Reach out to your college to find out more.
- You can continue using your CalFresh benefits over an academic break.

USEFUL RESOURCES

- [College Student CalFresh Eligibility Guide](#)
- [College Student Eligibility FAQ](#)
- [Campus-Specific Guides to Financial Aid & Basic Needs Contacts](#)
- Email calfresh@sdhunger.org if you have any questions

